
TRADING, PROFIT & LOSS ACCOUNT
FOR THE YEAR ENDED 31ST DEC 2013

	S\$	S\$
TURNOVER		
OTHER INCOMES - INTEREST		692,639.77
DISPOSAL OF FA		-
		692,639.77
LESS PURCHASES		130,982.93
NET PROFIT		561,656.84
LESS EXPENSES		
SUBCONTRACTORS	77,471.23	
UPKEEP OF MOTOR VEHICLES	2,561.76	
SUNDRY OF MOTOR VEHICLES	23,084.86	
TRANSPORTATION	13,644.05	
INSURANCE	4,280.00	
OFFICE RENTAL	24,200.33	
SALARIES	180,735.30	
CPF CONTRIBUTION	10,194.49	
LEVY	23,600.00	
WATER & LIGHT	4,129.48	
PRINTING & STATIONERY	524.97	
STORAGE CHARGES	-	
WORKSHOP EXPENSES	1,071.35	
SITE EXPENSES	1,868.49	
REPAIR & MAINTENANCE	121.00	
GENERAL EXPENSES	41.66	
POSTAGE	29.00	
DEPRECIATION	6,000.00	
GIFTS	2,163.84	
OFFICE EXPENSES	161.00	
REFRESHMENT	852.17	
DONATION	-	
BANK CHARGES & INTEREST	29.00	
HP INTEREST	-	
ENTERTAINMENT	4,264.08	
ACCOUNTING FEE	1,950.00	
ADVERTISEMENT	-	
MEDICAL FEE	647.98	
CLEANING FEE	-	
COURSE FEE	-	
TRAVELLING EXPENSES	-	
LICENSE	136.00	
TELEPHONE & FAX	9,272.43	
		393,034.47
NET PROFIT FOR THE YEAR		168,622.37

TRADING, PROFIT AND LOSS ACCOUNT

APPROPRIATION ACCOUNT

PARTNERS' SALARIES


LARRY	60,000.00	
TAY	60,000.00	
TENG	<u>60,000.00</u>	
		180,000.00

SHARE OF PROFIT / (LOSS)

LARRY	(3,792.55)	
TAY	(3,792.55)	
TENG	<u>(3,792.53)</u>	
		(11,377.63)
		<u><u>168,622.37</u></u>


LARRY


TAY



TENG

BALANCE SHEET
AS AT 31ST DEC 2013

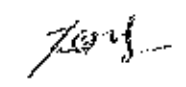
	S\$	S\$	S\$	S\$
CAPITAL				
LARRY				
TAY				51,826.68
TENG				51,826.66
				51,826.66
				155,480.00
CURRENT ACCOUNT				
	<u>LARRY</u>	<u>TAY</u>	<u>TENG</u>	
BALANCE B/D	6,191.35	6,191.14	6,191.23	
SHARE OF PROFIT / (LOSS)	(3,792.55)	(3,792.55)	(3,792.53)	
	2,398.80	2,398.59	2,398.70	
LESS DRAWINGS	(5,000.00)	(5,000.00)	(5,000.00)	
	(2,601.20)	(2,601.41)	(2,601.30)	
				(7,803.91)
				147,676.09
FIXED ASSETS				
		<u>COST</u>	<u>DEPN</u>	<u>NBV</u>
MOTOR VEHICLE	20%	70,000.00	70,000.00	-
RENOVATION	10%	23,310.00	23,310.00	-
FURNITURE & FITTING	10%	1,480.00	1,480.00	-
OFFICE EQUIPMENT	30%	30,913.00	18,913.00	12,000.00
TOOLS & EQUIPMENT	10%	29,554.40	29,554.40	-
		155,257.40	143,257.40	12,000.00
CURRENT ASSETS				
PREPAYMENT		1,567.08		
OTHER DEPOSIT		1,000.00		
LOAN		5,000.00		
CASH AT BANK		51,932.10		
FIXED DEPOSIT		62,719.64		
TRADE DEBTORS		82,377.23		
				204,596.05
CURRENT LIABILITIES				
TRADE CREDITORS		38,660.41		
GST		8,486.16		
ACCURALS		21,773.39		
HP CREDITORS		-		
				68,919.96
				135,676.09
				147,676.09



LARRY



TAY



TENG

BALANCE SHEET
AS AT 31ST DEC 2012

	S\$	S\$	S\$	S\$
CAPITAL:				
LARRY				51,826.68
TAY				51,826.66
TENG				51,826.66
				155,480.00

	LARRY	TAY	TENG	
CURRENT ACCOUNT:				
BALANCE B/D	10,599.48	10,599.27	10,572.35	
SHARE OF PROFIT / (LOSS)	591.87	591.87	591.86	
	11,191.35	11,191.14	11,164.23	
LESS DRAWINGS	5,000.00	5,000.00	5,000.00	18,546.72
				174,026.72

FIXED ASSETS:		COST	DEPN	NBV.
MOTOR VEHICLE (20%)		70,000.00	70,000.00	0.00
RENOVATION (10%)		23,310.00	23,310.00	0.00
FURNITURE & FITTING (10%)		1,480.00	1,480.00	0.00
OFFICE EQUIPMENT (10%)		12,913.00	12,913.00	0.00
TOOLS & EQUIPMENT (10%)		29,554.40	29,554.40	0.00
		137,257.40	137,257.40	0.00

CURRENT ASSETS:				
PREPAYMENT		1,567.08		
OTHER DEPOSIT		1,000.00		
CASH AT BANK		82,537.93		
FIXED DEPOSIT		62,719.64		
TRADE DEBTORS		102,576.22		
		250,399.97		
CURRENT LIABILITIES:				
TRADE CREDITORS			250,399.97	
GST		26,910.83		
ACCURAL		9,285.48		
HP CREDITOR - M/V		40,168.94		
		76,373.25		174,026.72
				174,026.72

[Signature]
TAY

[Signature]
TENG

